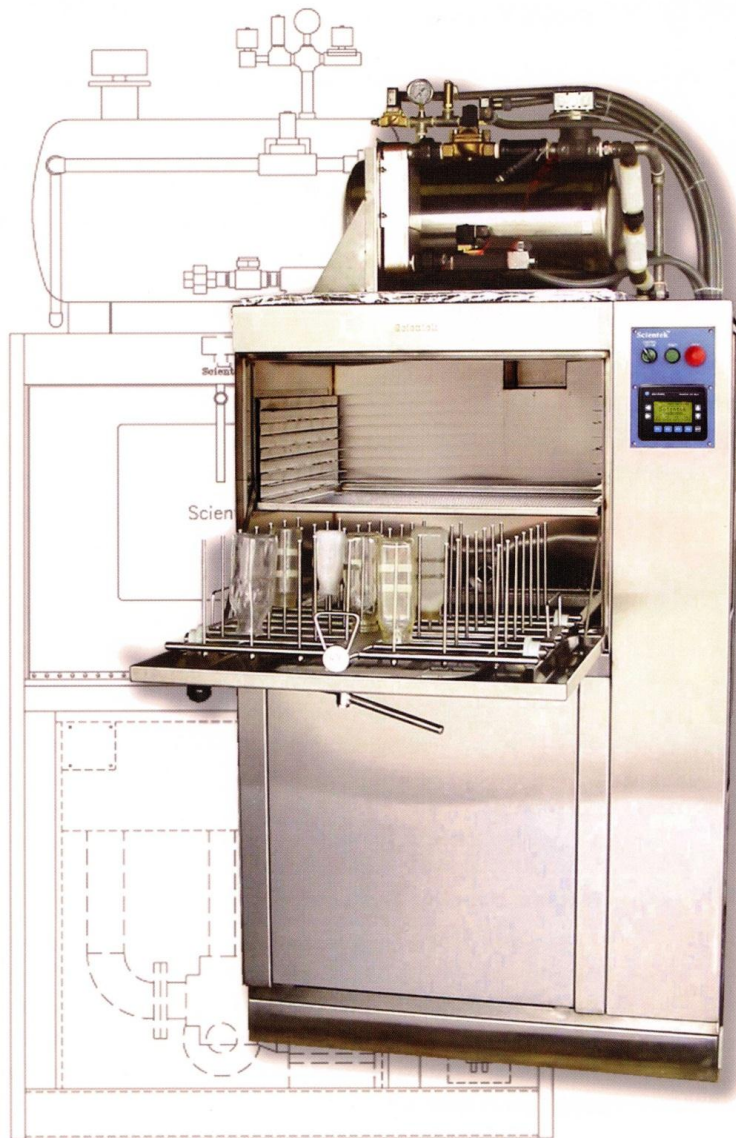

Scientek™

Hospital and Laboratory Equipment

GLASSWARE WASHER

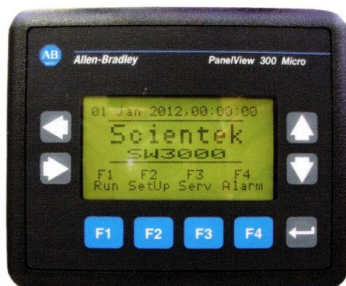


SW3000 Series

Clean and simple solution



SW3000 Glassware Washer
(door closed)



Control Panel PV300

- Simple touch control user interface
- Full display cycle status and diagnostics
- Pre-programmed 6 cycle selection
- Event, time and temperature displayed

Versatility and Performance

Years of field operation in hospitals, research laboratories and other facilities where the highest standards of performance, dependability and minimum maintenance are demanded have proven the versatility, performance and dependability of the Scientek SW3000 Glassware Washer Series.

Available in single door or two door pass-thru configurations this Washer Series will exceed the cleaning performance you need with a minimum of maintenance.

High-Pressure/High Volume Washing and Rinsing

A 7.5 HP pump (pressure rated at 180 gpm at 98' head pressure) on the SW3000 and a 2 HP pump (pressure rated at 60 gpm at 70' Head pressure) delivers treatments through a stainless steel quick lock manifold circulatory piping system. A range of interchangeable headers, designed for multiple products, engage with the manifold. This ensures maximum water volume and results in delivering the highest impinging pressures on interior and exterior surfaces of all processed wares.

Load Capacity

The SW3000 Series Glassware Washer with a chamber size of 27"W x 27"D x 21 1/2"H (686 x 686 x 546 mm) offers high production capacity with the versatility of a combination of quick attachment accessories.

Complete and Constant Coverage

The system has been designed for applying the washing and rinsing solutions with the maximum impinging pressures through Rotary Spray Headers positioned on the chamber ceiling and through a variety of interchangeable headers fitted with spray arms or spindles. The rotary spray arms rotate solely from the reaction force of the water passing through them, providing complete and constant coverage to the wares being processed.


Material Handling Systems

The Scientek Glassware Washer utilizes stainless steel headers which are interchangeable, "quick-locking" and connect directly to the machine's circulatory piping system to provide flexibility and efficiency. Baskets and wheeled headers can be preloaded for more effective space and labor usage. The drop down door acts as a convenient loading platform.

Scientek's standard features includes

- Controls on the right hand side
- Stainless steel fabrication (Type 304)
- Freestanding cabinet
- Insulated chamber
- Interior Chamber Illumination
- Viewing window in door
- Stainless steel cabinet and piping
- Single drop-down door
- Stainless steel pump
- Stainless steel pneumatic control valves
- Steam sump heater
- Automatic detergent pump (1 pump)
- Stainless steel hold down screen
- Control system includes:
 - Illuminated CONTROL ON/OFF switch
 - Start Push Button
 - Emergency Stop Push Button
 - Microprocessor Allen-Bradley ML1200
 - Graphical Operator Interface Allen-Bradley PV300 Micro

SW3000 series Accessories



Spindle Header
SW-SH-81



Wire Holding Screen
SW-WHS-49-6



Wire Basket
BB-36



Test Tube Basket & Lid
TTB & TTBL



Bottom Rotary Spray Header
SW-BRH-100

Spindle Headers	Item
Spindle Header, 4 position (12" diameter)	SH-4
Spindle Header, 25 position (5" diameter)	SH-25
Spindle Header, 49 position (3 - 3/8" diameter)	SH-49
Spindle Header, 81 position (2 - 3/4" diameter)	SH-81
Spindle Header, 110 position (2 - 3/16" diameter)	SH-110
Spindle Header, 210 position (1 - 1/2" diameter)	SH-210
Wire Holding Screens	Item
SH-25 Spindle Header and 6" spindles	WHS-25-6
SH-25 Spindle Header and 13" spindles	WHS-25-13
SH-49 Spindle Header and 6" spindles	WHS-49-6
SH-49 Spindle Header and 13" spindles	WHS49-13
Baskets and Basket Covers:	Item
Test Tube Basket, 6" x 6" x 6"	TTB-6x6x6
Test Tube Basket Cover, 6" x 6"	TTBC-6x6
Test Tube Basket, 9" x 9" x 6"	TTB-9x9x6
Test Tube Basket Cover, 9" x 9"	TTBC-9x9
Open Basket, 12-1/2" x 25" x 6"	OB-25x126
Open Basket, 25" x 25" x 6"	OB-25x256
Multi Purpose Basket, 12-1/2" x 25" x 6"	MB-12x256
Mutli Purpose Basket, 25" x 25" x 6"	MB-25x256



Pipette Header
SW-PH-19



Tote Pail Insert
SW-PTP-19



Transfer Table
SW-TT-100
Shown with a SW-BRH-100 &
SW-SH-81

SW3000 GLASSWARE WASHER SERIES

MODEL #	INTERIOR CABINET SIZE	EXTERIOR CABINET SIZE	PUMP MOTOR
SW3002 (single door)	27"W x 27"D x 21 1/2"H 686mm x 686mm x 546mm	42"W x 37"D x 64"H 1067mm x 940mm x 1626mm (90"H / 2286mm with optional booster tank)	2 HP
SW3002PT (pass-thru)	27"W x 27"D x 21 1/2"H 686mm x 686mm x 546mm	42"W x 37"D x 64"H 1067mm x 940mm x 1626mm (90"H / 2286mm with optional booster tank)	2 HP
SW3000 (single door)	27"W x 27"D x 21 1/2"H 686mm x 686mm x 546mm	42"W x 37"D x 64"H 1067mm x 940mm x 1626mm (90"H / 2286mm with optional booster tank)	7.5 HP
SW3000PT (pass-thru)	27"W x 27"D x 21 1/2"H 686mm x 686mm x 546mm	42"W x 37"D x 64"H 1067mm x 940mm x 1626mm (90"H / 2286mm with optional booster tank)	7.5 HP

Typical Detergent Wash Cycle

- Pre-wash (hot water)
- Detergent Wash (hot water)
- Rinse #1 (hot water)
- Rinse #2 (hot water)
- Rinse #3 (180°F min hot water)
- Mineral Free Water Pulse Rinse (optional)

Typical Acid/Neutralizer Cycle

- Pre-wash (hot water)
- Acid Wash (hot water)
- Neutralizer Wash (hot water)
- Rinse #1 (hot water)
- Rinse #2 (hot water)
- Rinse #3 (180°F min hot water)
- Mineral Free Water Pulse Rinse

Typical Rinse Cycle

- Pre-wash (hot water)
- Rinse #1 (hot water)
- Rinse #2 (180°F min hot water)
- Mineral Free Water Pulse Rinse (optional)

Scientek's optional features available

- **Controls on left hand side**
- **Double guillotine doors**
- **Stainless steel trim both sides**
- **Extended height (25" load clearance)**
- **Electric sump heater**
- **Water temperature booster:**
 - **Steam (120 - 180°F) Heat Exchanger**
 - **Electric (140 - 180°F) Heat Exchanger**
- **Drain cool down system**
- **Cycle data printer**
- **Jet wash system**
- **Mineral Free Water Final Rinse**
 - **Air powered booster tank**
 - **Unheated tank c/w 2 HP pump**
 - **Heated tank c/w 2 HP pump**
- **Extra automatic pump**
- **Air compressor**
- **Modem for factory access and troubleshooting**
- **Seismic anchoring**
- **Low level indicators for detergent and/or neutralizer**

Request also information on Scientek's companion Dryer model numbers SD8000 & SD9000.

Scientek reserves the right to modify materials and specifications and to make product improvements without prior consent.



7943A Progress Way
Delta, B.C. Canada V5G 1A3
Toll Free: 1-866-321-3828
Tel: 604-940-8084

Fax: 604-940-8085
e-mail: sales@scientek.net
www.scientek.net